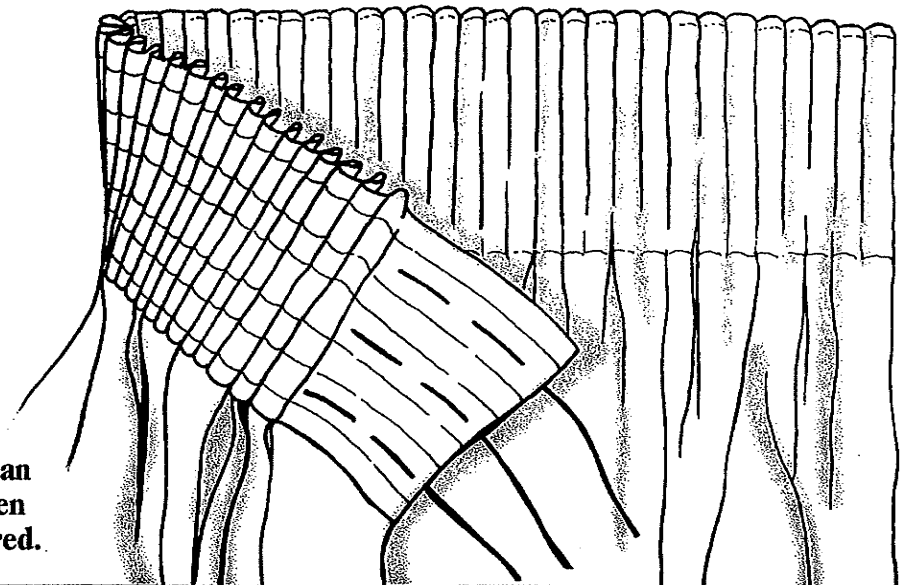


The Look

To achieve this pencil pleat look on your curtain headings, first decide on an exposed or concealed rod or track, then follow the chart to select hooks required.




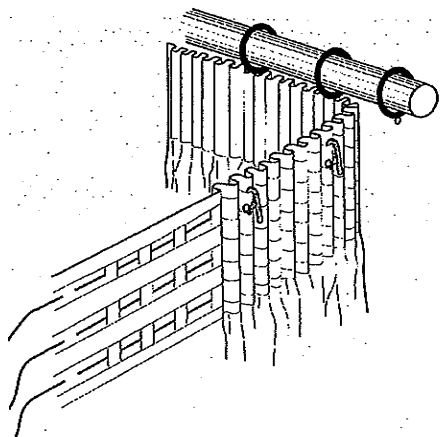
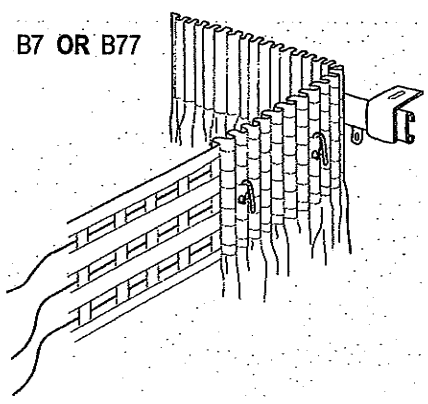
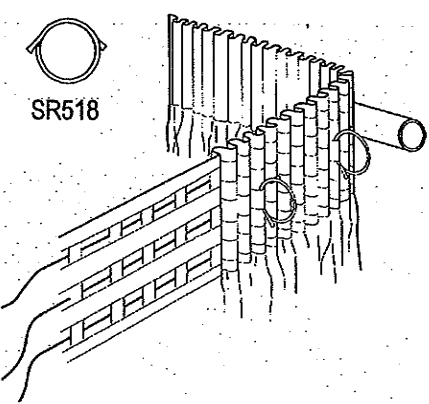


Using our PENCIL PLEAT TAPE

(CT748) 75mm polyester pencil pleat pocketed tape:
 Superior pencil pleat tape with woven pockets for stronger hook support.
 Classic heading ideal for formal look.



The Choice

EXPOSED CURTAIN ROD	CONCEALED CURTAIN TRACK or ROD	
DECORATOR ROD or WOODEN POLE	Lincraft EXPANDABLE TRACK	16mm Powder Coated ROD
APPROX. 2-3 TIMES WIDTH OF TRACK	APPROX. 2-3 TIMES WIDTH OF TRACK	
<p>B7  OR  B77</p> <p>OR  B8 for light weight curtains</p> 	<p>B7 OR B77</p> 	<p>SR518</p> 
<p>HINT: This pencil pleat tape has 3 pockets for hook placement. Use top pocket if on decorator rod or under pelmet. Middle pocket if you wish to conceal track. It is advisable not to use bottom pocket as heading may tip forward.</p>		

Now...look for selected items in store.